

24/7blinds

TWIST & FIT  
ROLLER / ROMAN BLIND


LET'S GET  
MEASURING!



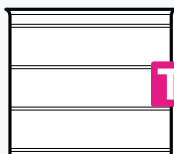
# MEASURING FOR TWIST&FIT BLINDS

Using a metal tape measure and a pen/pencil, follow our simple step-by-step guide.

THIS MEASURING GUIDE IS SUITABLE FOR:



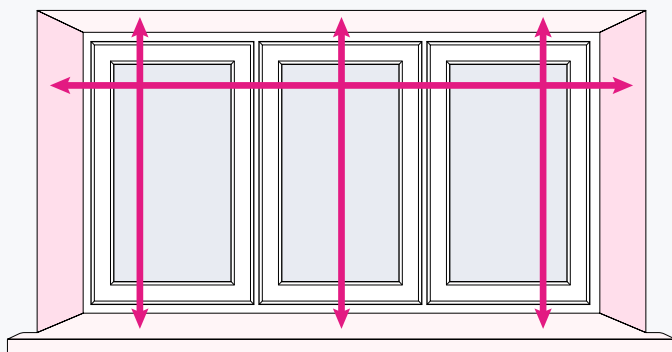
**ROLLER BLINDS**



**ROMAN BLINDS**

Measure the area where your blind will be installed within the window opening, this is usually as close to the window glass as possible. Ensure you measure to the nearest mm for the best possible fit.

**TIP:** When measuring, be aware of anything that may get in the way. If you have tiling or picture rails around the bottom of your recess, which is 20mm or less difference to the width across the top, you must provide the measurement where you intend to fit the blind for a nice, snug fit!



## STEP 1 - MEASURING WIDTH

Measure the width at the top of the recess. This will be your blind width.

## STEP 2 - MEASURING DROP

Take **3 measurements** from the top down, along the left, middle and right of the recess. The **smallest** measurement will be your blind drop.

**THAT'S IT!** These 2 measurements are all you need for ordering this blind.

# MAKE A NOTE OF YOUR MEASUREMENTS

Blind/Colour/Location	Width	Drop

Other Notes

247blinds.co.uk



All measured up?  
Placing your order couldn't be easier.  
Scan here to be taken to our website.  
or call 01484 443790

EASY  
TO FIT

FAST TRACK  
DELIVERY

5 YEAR  
GUARANTEE

Be inspired



247 Home Furnishings Ltd trading as 247Blinds  
Unit A, Trident Business Park, Huddersfield, HD2 1UA.